



FUSION LITHIUM BATTERY

V-LFP-12-150SL

LITHIUM IRON PHOSPHATE BATTERY

PERFORMANCE

- Long Cycle Life >2000cycles @ 100% DOD.
- High Density, High Discharge Current, High Temperature Range.
- Low Weight, Free Maintenance.
- Fast Charging.
- Environment Friendly.

FEATURES

- Lithium Iron Phosphate (LiFePO4)
- Integrated Battery Management System(BMS)
- BMS with Intelligent Cell Balancing
- Metal Housing
- SOC LED / LCD Indicator
- 2 x Anderson plugs – 120A input/output

BATTERY DATA SHEET

Electrical Parameters

Nominal Voltage	12.8V
Rated Capacity	150Ah
Energy	1920Wh
Resistance	≤30m Ω
Efficiency	99%
Cycle Life	>2000cycles @1C,100% DOD
Self Discharge	2% per Month
Max. Battery connected in Series	4PCS
Max. Battery connected in Parallel	20PCS

Discharge Parameters

Continuous Discharge Current	100A
Peak Discharge Current	450A(5 seconds)
Recommended Volt. Disconnect	10V
BMS Discharge Cut-off Voltage	8V
Reconnect Voltage	9.2V
Short Circuit Protection	200~600 us

Compliance Certificate

Certifications	UL1642(CELL)
	CE
	IEC62133 & CB
	KC
	BIS
Shipping Classification	UN3480, Class 9,UN38.3

Mechanical Parameters

Dimension(L x W x H)	635 x350 x 60 mm
	25.00 x 13.78 x 2.36"
Weight	20kg(44lbs)
Terminal Type	Anderson
Battery Housing	Metal
Housing Protection	IP65
Cell Type-Chemistry	LiFePO4 Cell
SOC Display(Optional)	LED/LCD Indicator

Charge Parameters

Charge Method	CC-CV
Charge Voltage	14.4~14.8V
Recommended Float Voltage	13.8V
Recommended Charge Current	75A
Maximum Charge Current	150A
BMS Charge Cut-off Voltage	15.6V

Temperature Parameters

Discharge Temperature	-20 to 60°C (-4 to 140°F)
Charge Temperature	0 to 45°C (32 to 113°F)
Storage Temperature	-20 to 60°C(-4 to 140°F)
BMS Low Temperature Cut-off	-10°C(14°F)
BMS Low Temperature Turn-On	0°C (32°F)
BMS High Temperature Cut-off	65°C(149°F)
BMS High Temperature Turn-On	45°C(113°F)

HEAD OFFICE

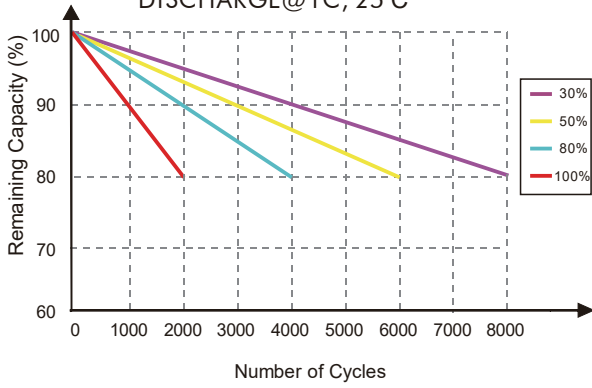
Unit 30 76 Hume Highway LANSVALE NSW 2166

Tel: +(02) 9755 7851 Fax: +(02) 9755 7852

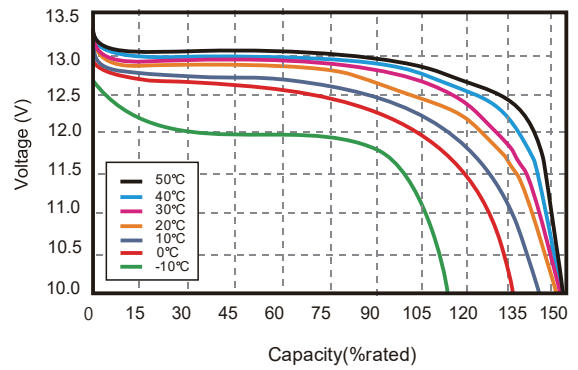
Email: batteries@superstart.com.au

Performance Characteristics

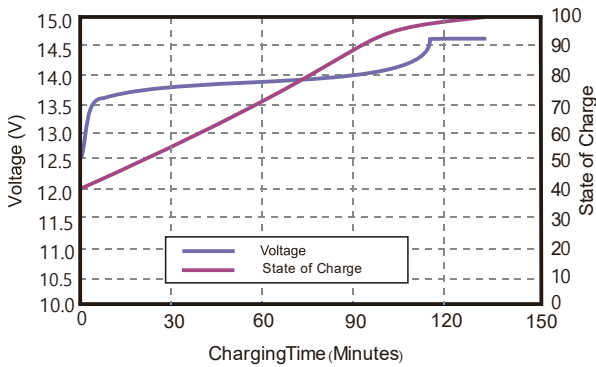
CYCLE LIFE vs. DEPTH OF DISCHARGE(DOD)
DISCHARGE@1C, 25°C



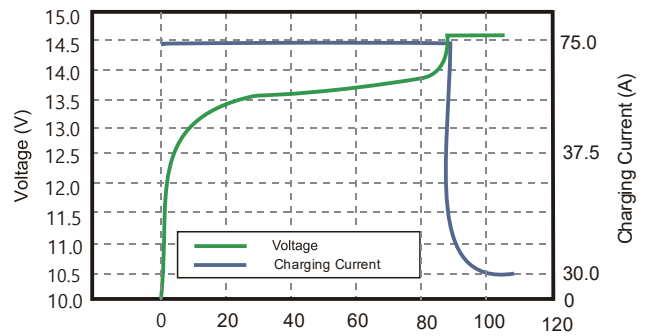
DISCHARGE CAPACITY at VARIOUS TEMPERATURES
DISCHARGE @ 1C, 25°C



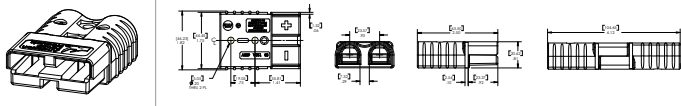
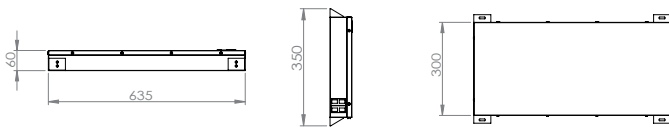
STATE OF CHARGE CURVE @0.5C, 25°C



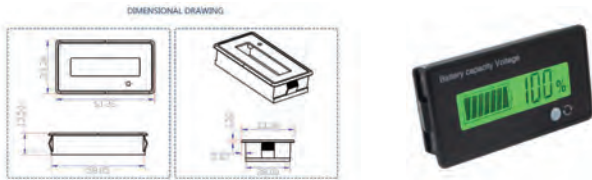
CHARGING CHARACTERISTICS @0.5C, 25°C



Battery Dimension



Soc LCD Indicator



LCD Indicator: The Meter can display battery capacity and battery Voltage.
Switch button: The function key can switch to check Capacity Percentage, Voltage and display On/ Off.

Capacity Percentage
Voltage
Display On / Off

Battery Applications

- + Marine (House Batteries)
- + RV (Camping / Automotive)
- + Data Center UPS
- + Telecom Backup Power
- + Military Power Supply
- + Solar Energy Storage System
- + Solar Street LED Lightings
- + Autonomously Guided Vehicles (AGVs)
- + Industrial Robotics & Handling Equipment
- + Floor Cleaning Machines
- + Power Tools, Lawn Mower
- + Electric Bike & Motorcycles
- + Electric Mobilities(E-scooters / Wheelchair)
- + Golf Trolley & Golf Carts
- + Medical Devices
- + Electric Boats
- + Passenger Vehicles



NOTE:

Do Not Mix With Sealed Lead Acid Batteries When Recycling.
See FUSION User's Manual for Proper Operation.
Fusion Lithium BATTERIES. All Rights Reserved.

