

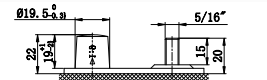
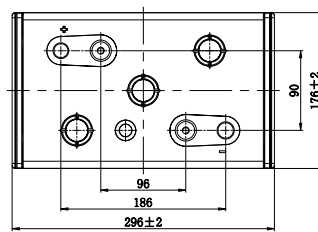
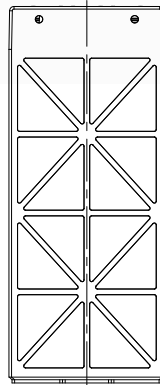
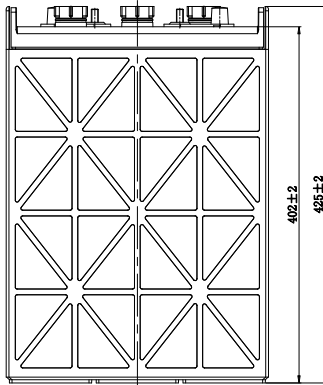
SYL16-420 (6V/420AH)

Specifications

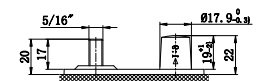
| | | |
|--------------------|-------------------------------|---------|
| Rated Voltage | 6V | |
| Rated Capacity | 20HR | 420 Ah |
| | 5HR | 344 Ah |
| | 3HR | 275 Ah |
| Dimension | 296*176*402*425 mm | |
| L*W*H*TH | 11.65*6.93*16.73*16.73 inches | |
| Weight | 52.0 kg(114.6 lbs) | |
| Container Material | PP | |
| Reserve Capacity | 25A | 850 min |
| | 75A | 220 min |
| Terminal | DT-5/16 | |



Layout

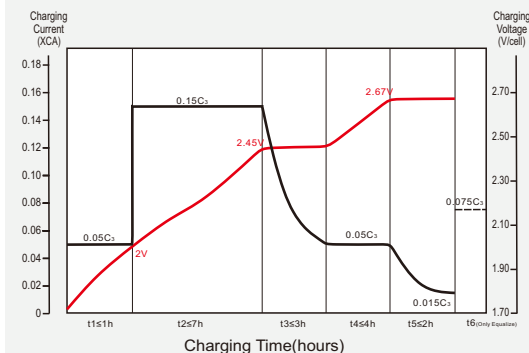


NEG



POS

Charging Characteristics



Discharge Characteristics

