
































Motorcycle Battery

Terminal and Code Designation Guide

Terminal shapes vary from one battery to another. By identifying the correct replacement battery from the listing in this book, you are assured of the proper terminal configuration. For custom applications, refer to the following chart to identify terminal shape and corresponding batteries.

Type	Terminal			Battery Type				
	Front	Side	Top					
1				YB14L-A1 YTX16-BS-1				
2				YB9L-A2 12N5.5-4A		YB16AL-A2		
3				YB7C-A 12N24-3	YB7L-B 12N24-3A	Y60-N24AL-B	Y60-N24-A	
4				YB12C-A YTX14L-BS YTX20CH-BS YTX20HL-PW	YB16B-A YTX14AH-BS YTX20-BS YTX20HL-BS-PW	Y50-N18L-A3 YTX14AHL-BS YTX20L-BS YTX24HL	YB30L-B YTX15L-BS YTX20H-BS YTX24HL-BS	YB30CL-B YTX16-BS YTX20HL-BS
5				YTX4L-BS YTX9-BS YB4L-A	YTX5L-BS YTX12-BS YB4L-B	YTZ7S KM14-BS YB16C-B	YTX7A-BS YTX14-BS YB16CL-B	YTX7L-BS YIX30L
6				YB3L-A YB9-B YB12A-B YB16HL-A-CX 12N5-3B 12N7-4A 12N9-4B-1 6N6-3B B39-6	YB5L-B YB9L-B YB14A-A1 SYB16L-B 12N5-4B 12N7-4B 12N10-3A 6N6-3B-1 B54-6	YB7-A YB10L-B YB16-B 12N5.5-3B 12N7D-3B 12N10-3A-1 6N11A-1B B38-6A	YB7B-B YB12A-A YB16-B-CX 12N5.5A-3B 12N9-3A-1 12N12A-4A-1 6N11-2D	YB9A-A YB12AL-A YB16L-B 12N7-3B 12N9-3B 6N12A-2D
7				HYB16A-AB Y50-N18A-A	YB16B-A1 Y50-N18L-A	YB18-A Y50-N18L-A-CX	YB18L-A SY50-N18L-AT	
8				YB10A-A2 YB12B-B2 SYB14L-A2 12N10-3A-2	YB10L-A2 YB14-A2 YB14-B2 12N11-3A-1	YB10L-B2 YB14A-A2 YB14L-B2 12N14-3A	YB12AL-A2 YB14L-A2	
9				YHD-12 12N9-3A				
10				51814	51913	53030		
11				YT9B-4 YT7B-BS	YTZ10S YTR9-BS	YTZ12S YT12A-BS	YTZ14S YT12B-BS	YT14B-4
12				YTR4A-BS				
13				YT4B-BS				

Designation of Battery Type Numbers

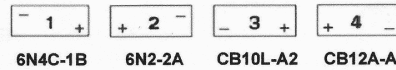
6 N 4 - 2 A - 4	C 50 - N 18 L - A	CB 16 A L - A 2
a b c d e f g	h j b i e f	h i d e f g
Y T X 7 L - B S	Y T Z 10 - S	Y T X 20 H L - B S
k n i e g m	k l i m	k n i n e g m

Designations:

- a - Nominal voltage
- b - Vented type (normal type)
- c - Battery capacity at 10 hour rate
- d - Indication of a different size of the same capacity battery
- e - Polarity location (see fig. 1)
- f - Location of opening for exhaust (see fig. 2)
- g - Type of terminal
- h - Symbol of extra heavy duty battery
- i - Performance level
- j - Cranking or starting power
- k - Symbol of Maintenance Free Batteries
- l - Symbol of VRLA Batteries
- m - Sealed non-spillable battery
- n - High performance

"e" Polarity Location (L indicates positive terminal is located at right side)

Fig. 1



"f" Location of opening for exhaust

Fig. 2

