









BATTERY CHARGERS

WORKSHOP CHARGER SELECTION GUIDE

Automatic & Manual Chargers



MODEL	VEHICLE GUIDE							IDEAL BATTERY TYPES			FEATURES			
	MOTOR BIKE	PASSENGER CAR		SMALL TRUCK	BUS	LARGE TRUCK	MINE VEHICLE	ROAD TRAIN	STARTING	DEEP CYCLE	OUTPUT VOLTAGE	ADJUSTABLE OUTPUT	CHARGER TYPE	
 HDBC21		■							✓	—	12V	Low-High	Manual	
 HDBC33		■							✓	—	12/24V	Low-High	Manual	
 HCBC20		■							✓	—	6/12/24V	—	Manual/ Auto	
 HDBC35		■							✓	—	6/12/24V	—	Manual/ Auto	
 HDBC45		■							✓	✓	12/24V	Dial 1-30A	Manual/ Auto	
 HDBC90		■								✓	—	12/24V	1-4 Settings	Manual
 HDBC200				■						✓	—	12/24V	1-5 Settings	Manual
 HDBC300					■					✓	—	12/24V	1-6 Settings	Manual