



2V

425Ah

SLA

AGM

2SB430HP-FR

Rechargeable AGM Sealed Lead Acid Battery

SPECIFICATIONS

Nominal Voltage	2V	
Nominal Capacity		
20 hour rate (21.25A to 1.75V)	425Ah	
10 hour rate (40A to 1.80V)	400Ah	
5 hour rate (68A to 1.70V)	340Ah	
1 hour rate (240A to 1.60V)	240Ah	
1C (400A to 1.60V)	200Ah	
Weight	Approx. 25.5kg	
Internal Resistance (at 1KHz)	Approx. 0.45mΩ	
Maximum Discharge Current (5 secs)	2400A	
Charge Methods at 25°C		
Cycle Use		
Charging Voltage	2.33V to 2.36V	
Coefficient -5.0mV/°C/Cell		
Maximum Charging Current	127.5A	
Standby Use		
Float Charging Voltage	2.21V to 2.25V	
Coefficient -3.0mV/°C/Cell		
Operating Temperature Range		
Charge	-15°C to 40°C	
Discharge	-15°C to 50°C	
Storage	-15°C to 40°C	
Charge Retention (Shelf Life) at 20°C		
1 month	98%	
3 months	94%	
6 months	85%	

Case Material	UL94 V-0 Flame Retardant
Termination	F18 (M8 Bolt)

Description of Torque Value of Hardware for the Terminals

Recommended Torque Value	M8: 12 N-m (122kgf-cm)
Max. Allowable Torque Value	M8: 15 N-m (153kgf-cm)

Design Life	12-15 Years (at 20°C)
-------------	-----------------------

Classified as a non-spillable battery.
Approved for transportation by:

- Air (IATA/ICAO provision A67)
- Road
- Sea (per IMDG Special Provision 238)



Barcode


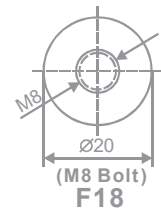
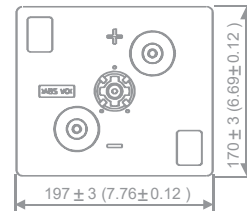


9319632521021



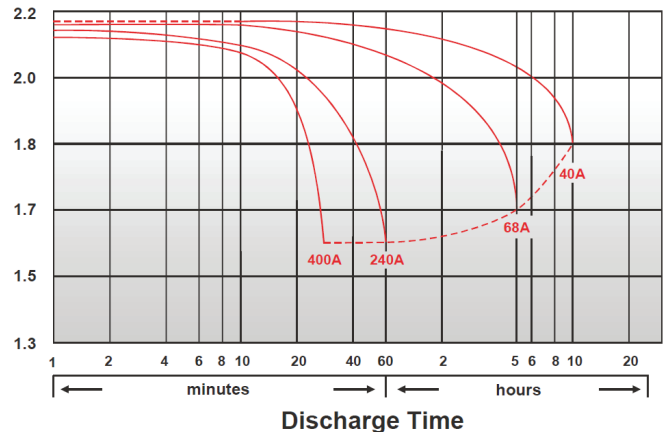
DIMENSIONS

mm (inch)



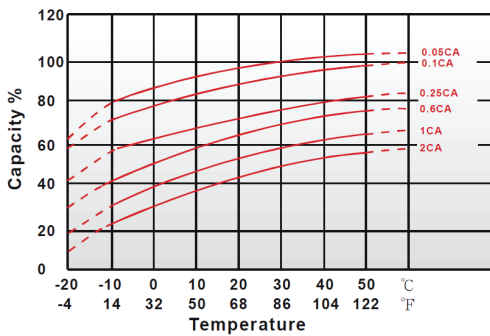
(V)
FOR 2V
BATTERY

Discharge Time VS. Discharge Current (25°C)

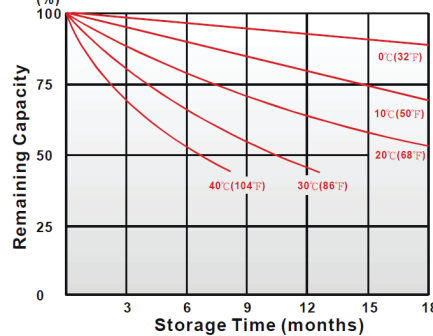


CHARACTERISTICS CHARTS

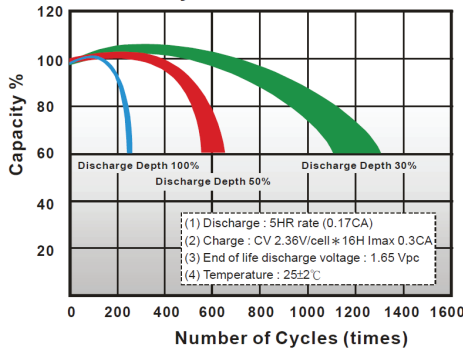
Effect of Temperature on Capacity 25°C (77°F)



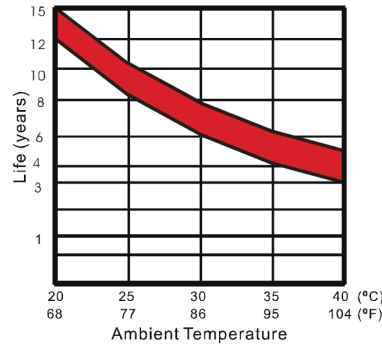
Capacity Retention Characteristic



Cycle Service Life



Trickle (or float) Service Life



FEATURES & BENEFITS

- ◆ Industry leading 99.99% pure lead content for superior service life and dependable performance.
- ◆ Long service life to reduce maintenance and logistical costs across telecom, utilities and off-grid applications.
- ◆ Minimises sulphation with a thicker plate design and higher percentage of tin content to maximise battery standby life.
- ◆ High rate discharge capable to ensure reliable performance.
- ◆ Maintenance free technology and non-spillable design.
- ◆ Manufactured by Kung Long Battery (KLB) at facilities in Taiwan and Vietnam. KLB is a leading manufacturer and complies with relevant international quality standards including ISO9001, CE ETL9000, UL1989, OHSAS18001 and ISO17025. KLB supports Green Sustainable supply chain practices.



PERFORMANCE DATA

Discharge Rates in Watts to Various End Voltages at 25°C (77°F)

End Voltage		1.85V	1.80V	1.75V	1.70V	1.65V	1.60V
Time							
20	min	614	693	762	826	884	926
30	min	563	635	687	728	765	784
60	min	371	406	432	449	463	472
120	min	242	257	266	275	283	290
180	min	183	194	201	208	214	219
240	min	145	157	163	169	174	178
300	min	128	137	142	146	149	152
360	min	109	116	119	122	125	127
480	min	89.5	95.3	98.1	100	102	103
600	min	77.8	80.9	82.4	83.7	84.8	85.7
1200	min	41.4	43.1	44.2	45.1	45.7	46.1

Discharge Rates in Amperes to Various End Voltages at 25°C (77°F)

End Voltage		1.85V	1.80V	1.75V	1.70V	1.65V	1.60V
Time							
20	min	338	391	432	470	502	521
30	min	289	331	363	391	412	426
60	min	186	205	219	231	243	252
120	min	119	128	136	143	150	155
180	min	91.5	98.1	103	107	111	114
240	min	71.8	75.9	80.7	84.1	86.8	88.5
300	min	61.6	65.1	68.4	71.5	73.7	75.3
360	min	55.70	58.6	61.2	63.5	65.4	66.7
480	min	44.2	46.5	48.1	49.6	51	51.9
600	min	38.3	40	41.5	42.6	43.4	43.9
1200	min	20.2	20.9	21.4	21.9	22.3	22.6

All data on the spec. sheet is an average value:

The tolerance range : X < 6min (+15%~-15%), 6min ≤ X < 10min (+12%~-12%), 10min ≤ X < 60min (+8%~-8%), X ≥ 60min (+5%~-5%)

Aug2020

Performance may vary depending on application. All specifications are correct at time of creation. All specifications and operation conditions contained in this datasheet are subject to change or improvement without prior notice to the user. This data is for evaluation purposes only. No guarantee is intended or implied by this data. For clarification and updated information, please contact us.